

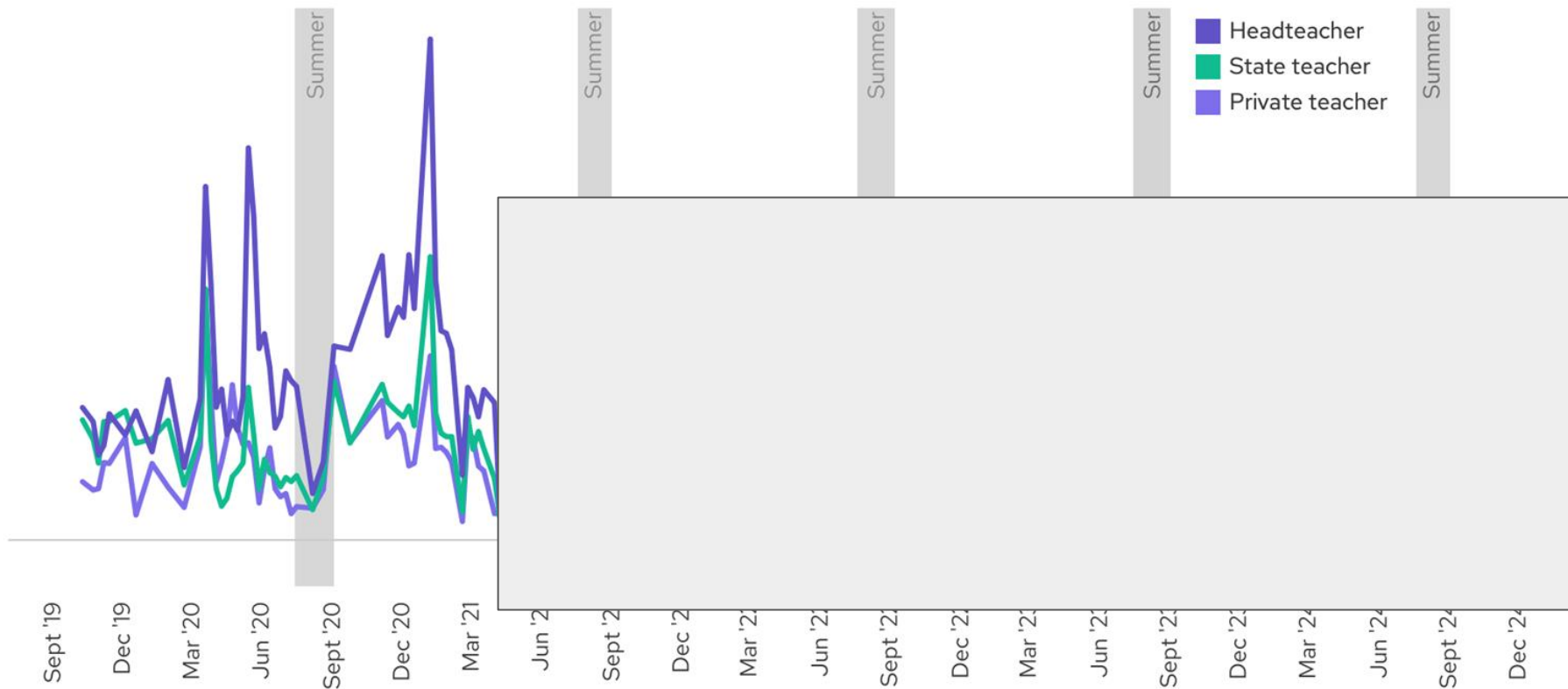


# Educational Trends

MATs Summit 2024

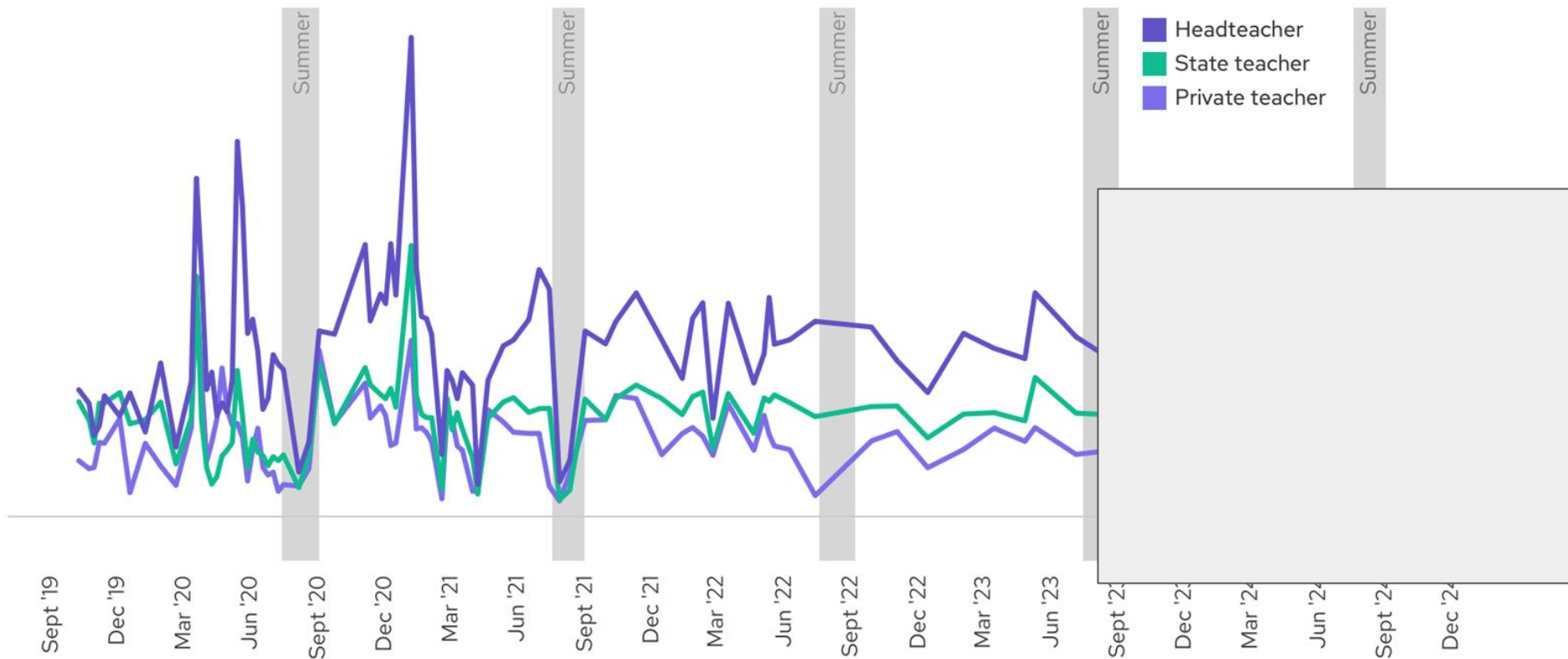
## Proportion reporting very high work-related anxiety on a Tuesday (i.e. score of 8 or above on a 10-point scale)

"On a scale where 0 is "not at all anxious" and 10 is "completely anxious", overall, how anxious did you feel about work today?"



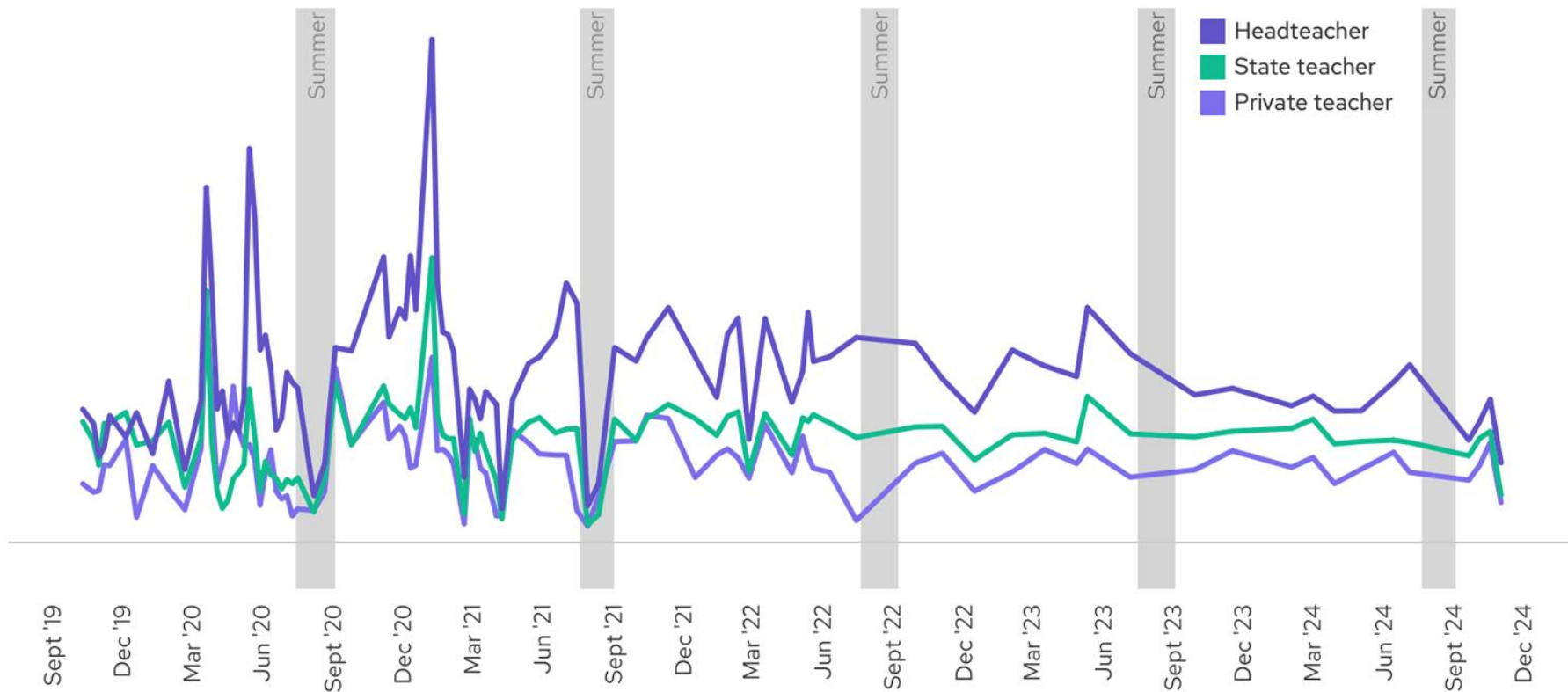
## Proportion reporting very high work-related anxiety on a Tuesday (i.e. score of 8 or above on a 10-point scale)

"On a scale where 0 is "not at all anxious" and 10 is "completely anxious", overall, how anxious did you feel about work today?"

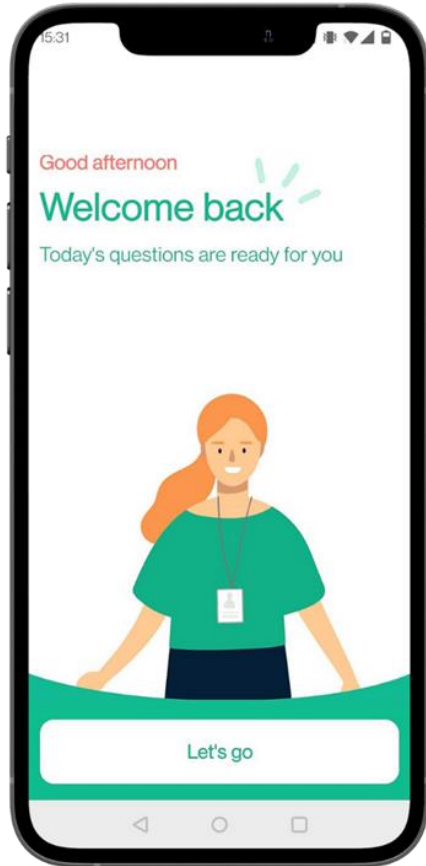


## Proportion reporting very high work-related anxiety on a Tuesday (i.e. score of 8 or above on a 10-point scale)

"On a scale where 0 is "not at all anxious" and 10 is "completely anxious", overall, how anxious did you feel about work today?"



# The Solution

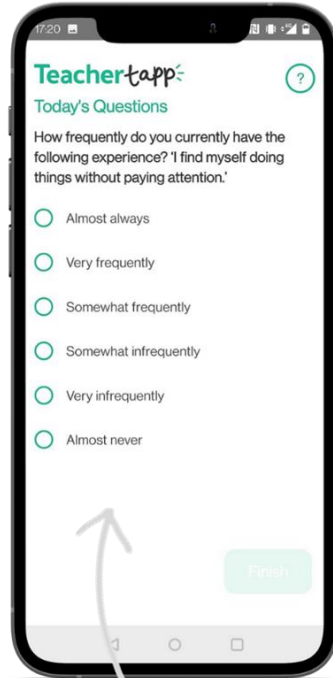


# TeacherTapp

At 3:30pm, phones buzz and teachers start answering the questions.



# How Teacher Tapp works

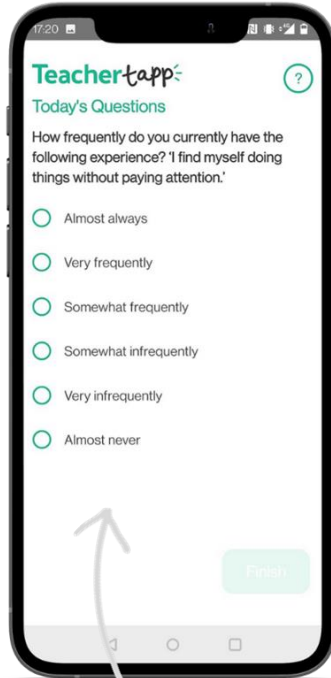


3 multiple choice questions



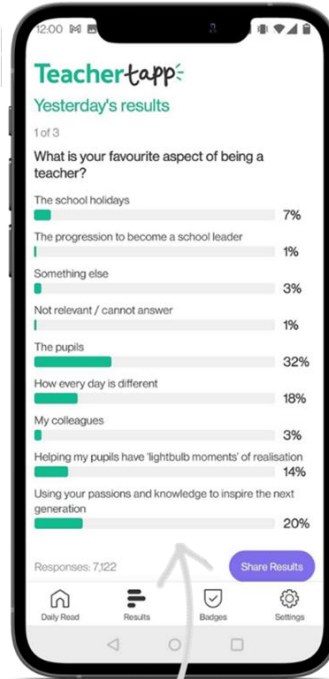
# How Teacher Tapp works

1



3 multiple choice questions

2

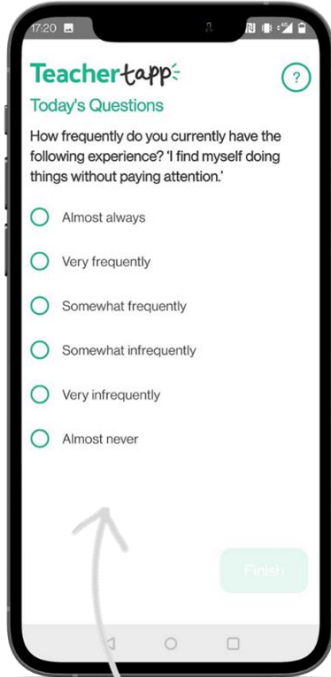


Results



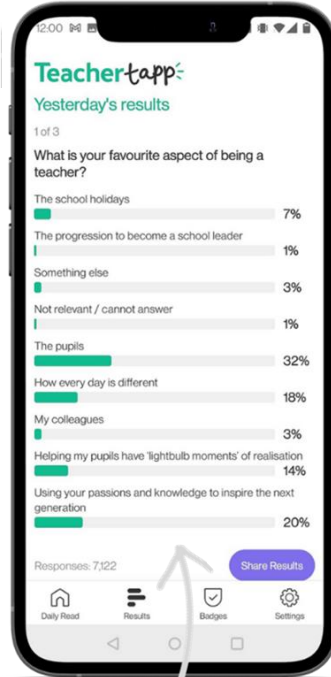
# How Teacher Tapp works

1



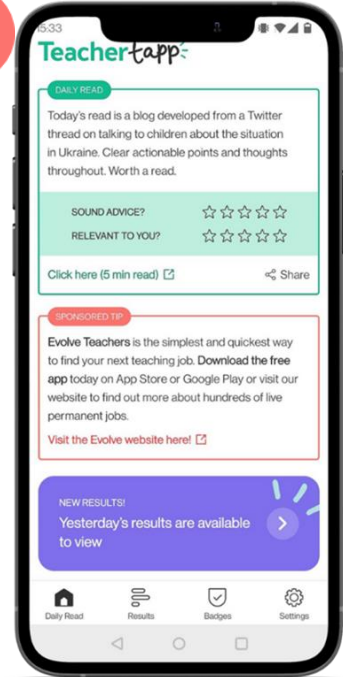
3 multiple choice questions

2



Results

3

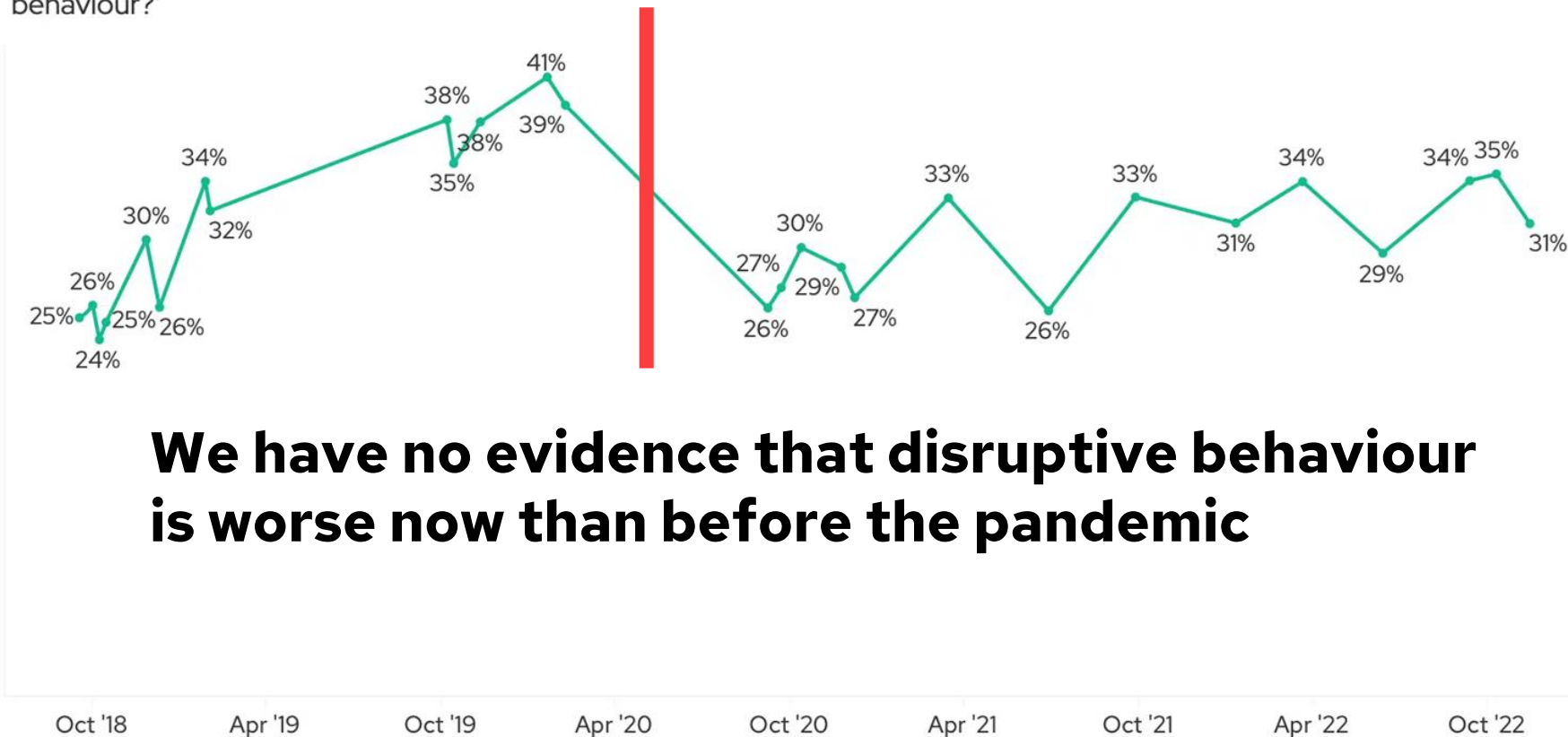


Bite-size CPD



## Proportion saying their most recent lesson was disrupted due to poor behaviour

"In the last lesson you taught, was there any time when you felt teaching and learning largely stopped because of poor behaviour?"



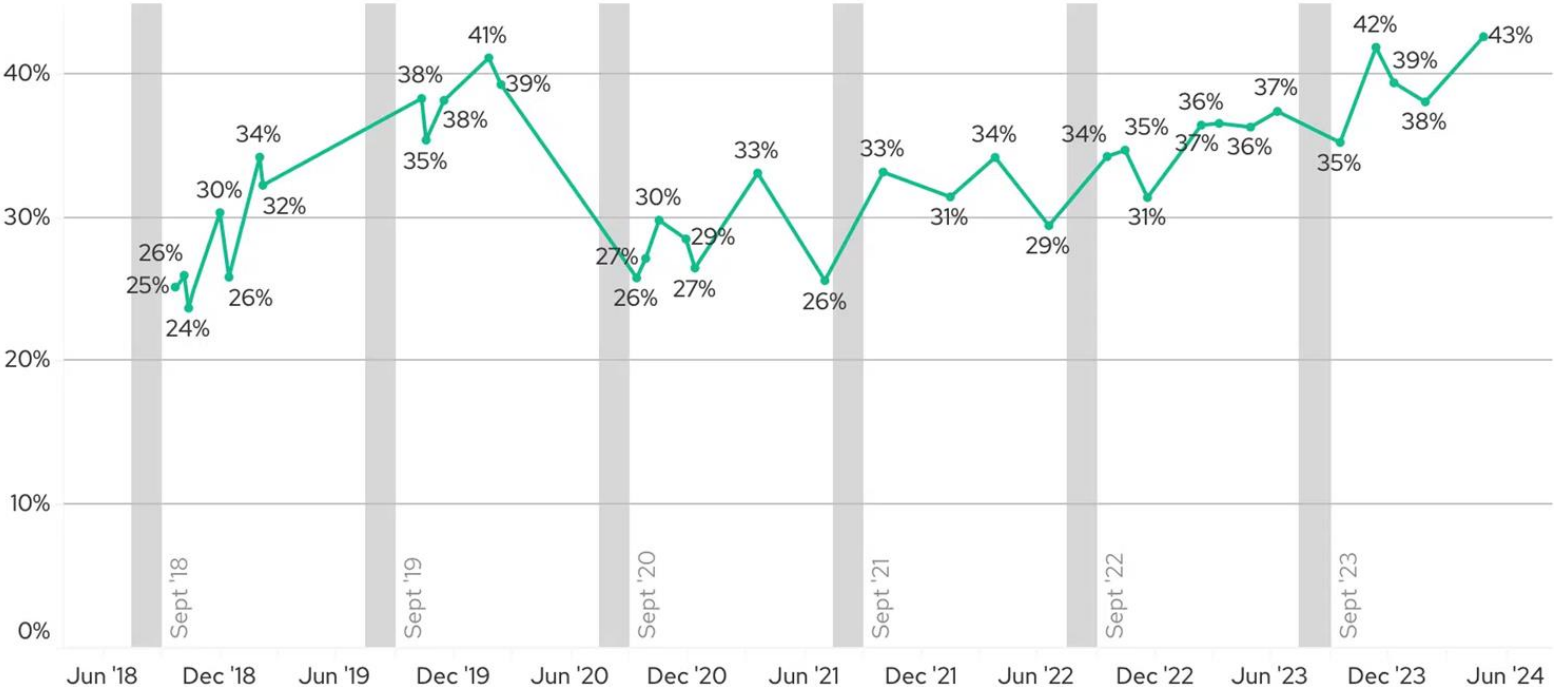
**We have no evidence that disruptive behaviour is worse now than before the pandemic**

# We now have some evidence it is worse...



## Proportion saying their most recent lesson was disrupted due to poor behaviour

"In the last lesson you taught, was there any time when you felt teaching and learning largely stopped because of poor behaviour?"



# We now have some evidence it is worse...



Theories include:

- Social media / phone usage
- Changing social views on tolerance
- Fear of sanctioning due to social media / complaints (3 in 10)
- Rain!



# Revealed: 8 in 10 school leaders see rise in vexatious complaints

Tes investigation uncovers a 'Wild West' parent complaints system pushing schools with stretched resources and stressed staff to the brink



**1. What age is the average Reception parent?**

**2. What age is the average Year 7 parent?**



**1. What age is the average  
Reception parent? 35**

**2. What age is the average  
Year 7 parent? 41**



**1. What year did both groups do their GCSEs?**



# 1. What year did both groups start school themselves?!

35 year olds ~ 2005

41 year olds ~ 1999

**Absenteeism = *those who are not where they should be***

**Persistent  
Absence -  
'Complex'**

**Occasional  
Absence -  
'Family  
First'**

**Persistent/  
Occasional  
Absence -  
'Pupil First'**




# What is the maths?

**Positives of going to school** - **Negatives of going to school** **>** **Positives of staying home** - **Negatives of staying home**

**This time last year...**


**35%** of teachers  
have used AI for  
school work



Teacher  
tapp

**This time last year...**

**59%** of teachers  
have used AI for  
school work

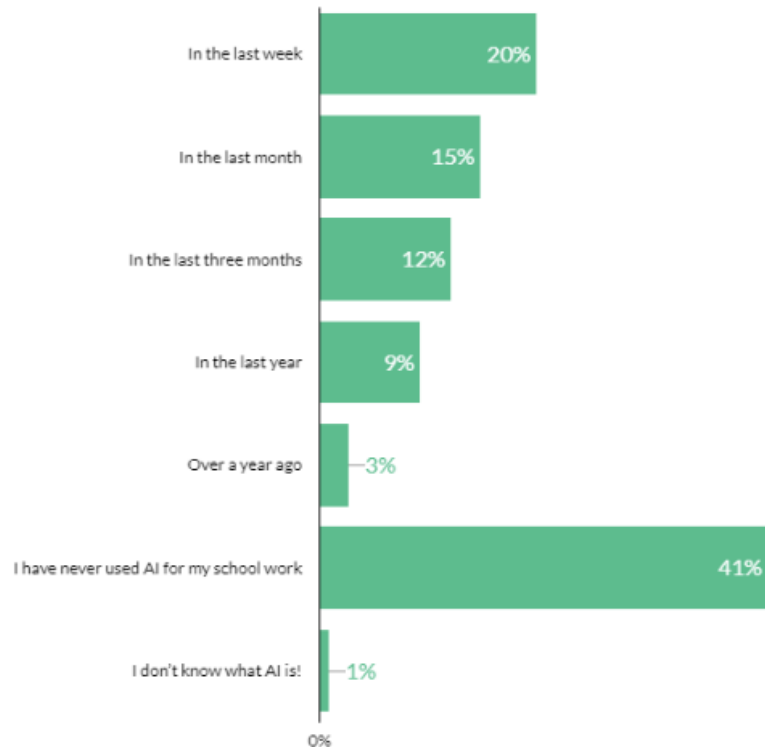


Teacher  
tapp

# Are TEACHERS using AI?



When was the last time you used an AI tool (such as Chat-GPT, Google Gemini, Microsoft Copilot, DALL-E, Midjourney) to help you with your \*school work\*?



**1 in 5 teachers  
used AI *in the past  
week* for school  
work**

TeacherTapp

Apr 26, 2024

# What are they **DOING** with AI?

1. Writing WAGOLs (What A Good One Looks Like) or example exam answers
2. Generating reading comprehension questions
3. Creating quizzes, particularly multiple-choice
4. Writing end-of-year student reports
5. Lesson planning & generating activity reads
6. Creating worksheets and resources
7. Drafting letters and emails (to parents)
8. Simplifying texts for different reading levels or ELL
9. Policy and document writing, such as risk assessments and school vision statements

# Final bits...


SchoolSurveys<sup>+</sup>  
Powered by TeacherTap<sup>+</sup>

**How long** are you  
spending writing  
your own **surveys?**

Hint: there's an  
easier way!

**TO DO LIST**

- Write survey questions
- Send out survey
- Analyse survey data
- Write survey report

An illustration of a clock and a to-do list. The clock is partially visible at the bottom left, showing the time as approximately 10:10. The to-do list is a white card with a black border, tilted slightly to the right. It has a title 'TO DO LIST' and four items, each with a checkbox. The items are: 'Write survey questions', 'Send out survey', 'Analyse survey data', and 'Write survey report'. The word 'bitty' is written in a small, cursive font at the bottom right of the to-do list.